

BLE-Admin™ Bluetooth® Reader Configuration App Installation and User Manual


1. Introduction

Rosslare's APP-x421 BLE-Admin™ app is used to configure the settings for the AY-H6255BT, AY-H6355BT, and AY-U9xxBT Bluetooth readers.

2. Downloading the App


1. Scan the QR code or search for the app on Google Play Store or on the App Store, depending on the model of your mobile device.
2. Download the BLE-Admin app.

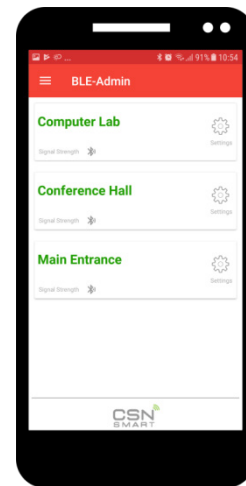


 An Android device should be v5.0 and above and an iOS device should be v8.0 and above.

3. Opening the App

Upon opening the app, the app scans for all relevant BLE readers in proximity to your mobile device. All relevant readers are displayed.

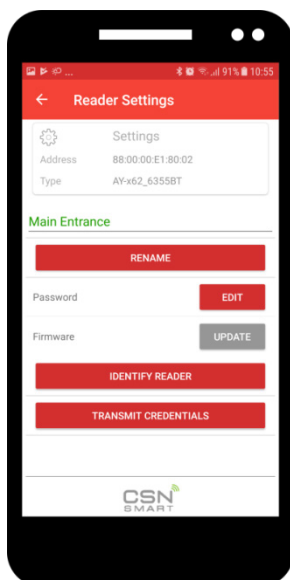
 If no readers are displayed, make sure your Bluetooth is turned on.



4. Reader Settings

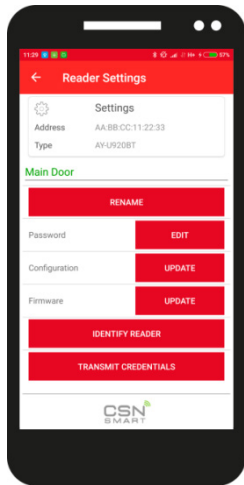
1. Tap the ID of the reader you wish to configure.
2. Enter your password. The default password upon initial use is 12345678.
The *Reader Settings* screen opens. The screen that opens differs slightly depending on what model reader the app identifies.

4.1 AY-H6x55BT



Display Parameter	Description
Settings	Displays the reader's type and MAC address
Rename	Tap to rename the reader
Identify Reader	Tap to make the reader beep so you can identify it
Password Edit	Tap to edit your password (must be 8 digits)
Firmware Update	Tap to update the firmware
Identify Reader	Tap to make the reader beep so you can identify it
Transmit Credentials	Tap to transmit the soft credential to the reader

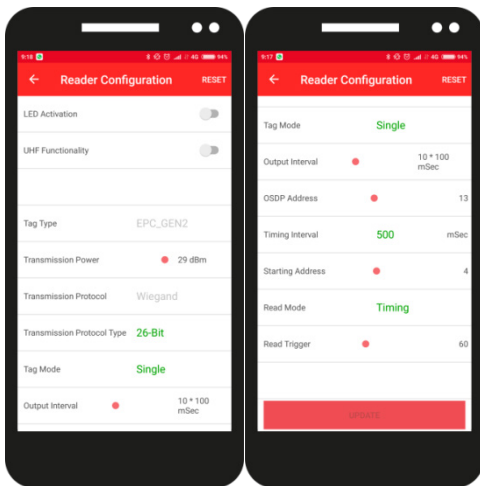
4.2 AY-U9xxBT



Display Parameter	Description
Settings	Displays the reader's type and MAC address
Rename	Tap to rename the reader
Identify Reader	Tap to make the reader beep so you can identify it
Password Edit	Tap to edit your password (must be 8 digits)
Configuration Update	Tap to view/edit configuration
Firmware Update	Tap to update the firmware
Identify Reader	Tap to make the reader beep so you can identify it
Transmit Credentials	Tap to transmit the soft credential to the reader

5. Configuration Settings (AY-U9xxBT Reader)

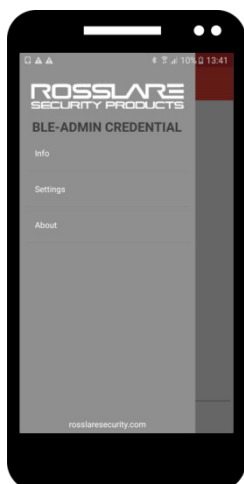
Set the configuration settings as described below.



Display Parameter	Description
LED Activation	Enable or disable LED activation
UHF Functionality	Enable or disable UHF communication
Tag Type	Select the tag type you wish to read with the reader
Transition Power	Slide to select the signal power
Transmission Protocol	Select the protocol
Transmission Protocol Type	Select number of bits
Tag Mode	Select if reading one tag or multiple tags
Output Interval	Slide to select the interval of sending a credential from the reader
OSDP Address	Slide to select the address of the reader
Timing Interval	Enter the time between reads
Starting Address	Slide to select the initial ID bit
Read Mode	Select the read mode
Read Trigger	Slide to select the amount of time between reading of credentials in the surrounding

6. Additional Settings

If you tap on the 3 lines on the main screen, additional options are available.



Display Parameter	Description
Info	Tap to display the BLE soft credential
Settings	Tap to: <ul style="list-style-type: none"> Set the reader's read range Change the GUI language Set the automation, which allows the reader to support self checkups in specific chosen intervals
About	Tap to see the EULA

Software License and Maintenance Agreements

The full ROSSLARE Software License Agreement (SLA) and Maintenance Agreement are available in the Quick Links section on the ROSSLARE website at www.rosslaresecurity.com.

Rosslare considers any use of this product as agreement to the REL Software License Agreement (SLA) and Maintenance Agreement terms even if you do not review them.

Contact Information

United States and Canada

Rosslare Security Products, Inc.
Southlake, TX, USA
Toll Free: +1-866-632-1101
Local: +1-817-305-0006
Fax: +1-817-305-0069
support.na@rosslaresecurity.com

Europe

Rosslare Israel Ltd.
22 Ha'Melacha St., P.O.B. 11407
Rosh HaAyin, Israel
Tel: +972-3-938-6838
Fax: +972-3-938-6830
support.eu@rosslaresecurity.com

Latin America

Rosslare Latin America
Buenos Aires, Argentina
support.la@rosslaresecurity.com

China

Rosslare Electronics (Shenzhen) Ltd.
Shenzhen, China
Tel: +86-755-8610-6842
Fax: +86-755-8610-6101
support.cn@rosslaresecurity.com

Asia Pacific, Middle East, Africa

Rosslare Enterprises Ltd.
Kowloon Bay, Hong Kong
Tel: +852-2795-5630
Fax: +852-2795-1508
support.apac@rosslaresecurity.com

India

Rosslare Electronics India Pvt Ltd.
Tel/Fax: +91-20-40147830
Mobile: +91-9975768824
sales.in@rosslaresecurity.com



• EN ISO 13485



ROSSLARE
SECURITY PRODUCTS